

Simplify Your T Cell Culture With Liquid Cytokines

Ready-to-use formulations – no reconstitution!

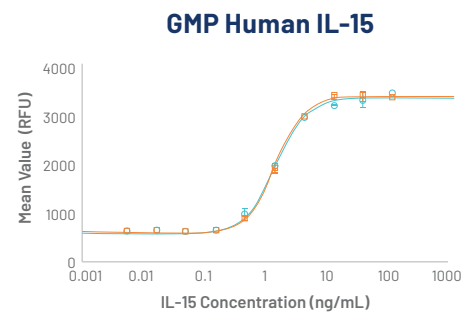
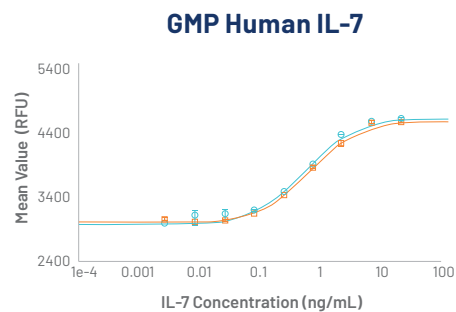
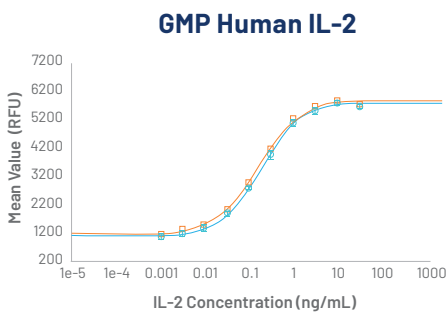
Streamline your cell culture process with our new liquid frozen formulations of animal-free RUO and GMP IL-2, IL-7, and IL-15. These ready-to-use cytokines eliminate reconstitution errors while still providing the same potency and consistency as our lyophilized proteins. Simply thaw and add to your cell culture.

We've conducted extensive stability testing and optimized protein concentrations to ensure our liquid cytokines are effective and reliable over time.

- **Streamlined process:** Save time and materials
- **Increased reproducibility:** Eliminate reconstitution errors
- **Equivalent bioactivity:** Easily substitute for lyophilized proteins
- **Stability:** Rely on full bioactivity for a minimum of 6 months as supplied; extended studies ongoing
- **Samples available on request**



Equivalent Bioactivity Between Liquid and Lyophilized Cytokines

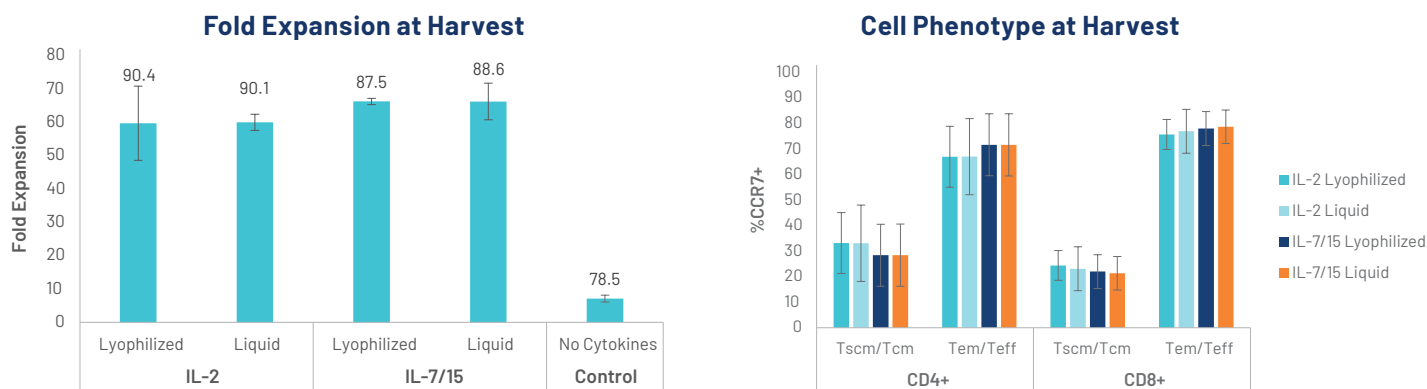


Direct comparisons of the liquid frozen (turquoise circles) and lyophilized (orange squares) formulations of GMP IL-2, IL-7, and IL-15. All 3 cytokines were tested in cell proliferation assays with no difference in bioactivity observed in any of the cytokines. IL-2 was tested on CTLL-2 mouse cytotoxic T cells, IL-7 was tested on PHA-activated human peripheral blood lymphocytes, and IL-15 was tested on M07e human megakaryocytic leukemic cells.



scaleready.com

Similar Phenotype with Liquid and Lyophilized Cytokines



Primary human T cell expansion was evaluated using both liquid format and lyophilized cytokines. Cells were expanded in G-Rex® 6M well plates using complete GMP Human T Cell Expansion Media supplemented with either 200 IU/mL GMP IL-2 or a combination of 10 ng/mL of both GMP IL-7 and GMP IL-15 in both liquid and lyophilized formats. After 9 days of expansion, cells were assessed for fold expansion and viability (left; data labels are mean % viability) as well as for memory phenotype using flow cytometry (right).

QC Specifications and Ordering Information

GMP IL-2	Lyophilized	Liquid
Formulation	Lyophilized from a 0.2 µm filtered solution in sodium acetate with Trehalose	0.50 mg/mL, 0.2 µm filtered solution in sodium acetate
Stability	A minimum of 12 months when stored at ≤ -20 °C as supplied	A minimum of 6 months when stored at ≤ -65 °C as supplied
Catalog #	BT-002-GMP	BT-002-GMP/LQ
Pack Size	50 µg, 1 mg	50 µg, 1 mg
GMP IL-7	Lyophilized	Liquid
Formulation	Lyophilized from a 0.2 µm filtered solution in PBS with Trehalose	0.50 mg/mL, 0.2 µm filtered solution in PBS
Stability	A minimum of 12 months when stored at ≤ -20 °C as supplied	A minimum of 6 months when stored at ≤ -65 °C as supplied
Catalog #	BT-007-GMP	BT-007-GMP/LQ
Pack Size	25 µg, 1 mg	25 µg
GMP IL-15	Lyophilized	Liquid
Formulation	Lyophilized from a 0.2 µm filtered solution in PBS with Trehalose	0.50 mg/mL, 0.2 µm filtered solution in PBS
Stability	A minimum of 12 months when stored at ≤ -20 °C as supplied	A minimum of 6 months when stored at ≤ -65 °C as supplied
Catalog #	BT-015-GMP	BT-015-GMP/LQ
Pack Size	25 µg, 1 mg	25 µg

Stability data for liquid frozen cytokines available on request.

Liquid frozen cytokines only available in the US, Canada, and Europe

To receive IL-7, IL-15 or IL-2 liquid cytokine samples, please contact our team info@scaleready.com

scaleready.com

Contact us: info@scaleready.com

All products are for research use or manufacturing purposes only.

Copyright 2025 ScaleReady, LLC, All rights reserved. Trademarks referred to are property of their respective owners.

biotechne® WILSONWOLF™



0103-CUE-01-08/22